





Tælle

Skriv tallene fra 0-20 i slangen.



Tælle

Tæl og sæt en streg til det rigtige tal



20





13

17

11



Tælle

Skriv de tal, der mangler i talrækken.



Tælle

Skriv tallet, der kommer før og efter



Størst og mindst

 Farv det STØRSTE tal RØDT

 Farv det mindste tal GRØNT

12 8 13

14 18 19

6 8 12

11 12 15

3 9 8

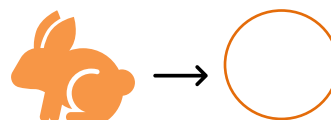
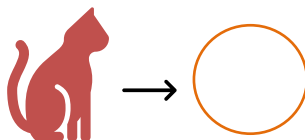
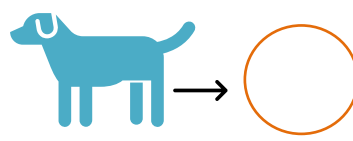
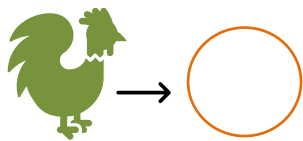

17 14 19

9 7 15

15 5 6

Tælle

Skriv figurene og skriv, hvor mange der er



Tælle

Hvor mange kasser er farvet? Skriv det i cirklen

Orange	Orange	Orange	Orange	Orange	Orange	Orange	Orange	Orange	Orange
Orange	Orange	White	White	White	White	White	White	White	White

 = ○

Green	Green	Green	Green	Green	Green	Green	Green	Green	Green
Green	Green	Green	Green	White	White	White	White	White	White

 = ○

Purple	Purple	Purple	Purple	Purple	Purple	Purple	Purple	White	White
White	White	White	White	White	White	White	White	White	White

 = ○

Blue	Blue	Blue	Blue	Blue	Blue	Blue	Blue	Blue	Blue
Blue	Blue	Blue	Blue	Blue	Blue	Blue	Blue	Blue	Blue

 = ○

Red	Red	Red	Red	Red	Red	Red	Red	Red	Red
Red	White	White	White	White	White	White	White	White	White

 = ○

Olive	Olive	Olive	Olive	White	White	White	White	White	White
White	White	White	White	White	White	White	White	White	White

 = ○

Yellow	Yellow	Yellow	Yellow	Yellow	Yellow	Yellow	Yellow	Yellow	Yellow
Yellow	Yellow	Yellow	Yellow	Yellow	Yellow	Yellow	Yellow	White	White

 = ○

Tælle

Farv kasserne

$10 =$

$15 =$

$19 =$

$8 =$

$11 =$

$13 =$

$5 =$

Tælle




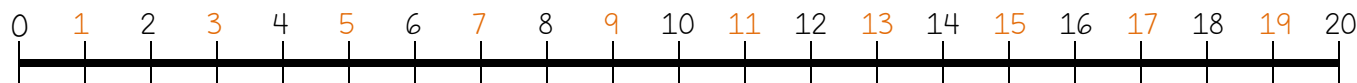
Forbind tallene i den rigtige rækkefølge fra 1 til 20.

The page contains 20 numbers (1-20) scattered across the page, each enclosed in a light orange circle. The numbers are arranged in a non-sequential order. There are several yellow stars of various sizes and orientations scattered throughout. A yellow crescent moon is located in the top right corner. A yellow comet with a star at its tail is located in the bottom left corner. Two arrows originate from the circle containing the number 1: one points to the circle containing the number 2, and the other points to the circle containing the number 3.

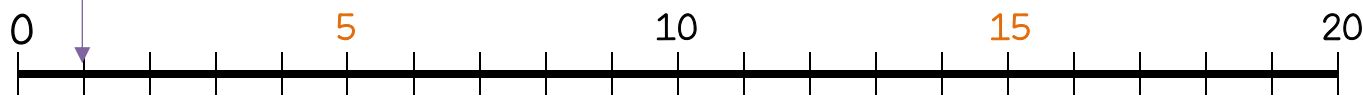
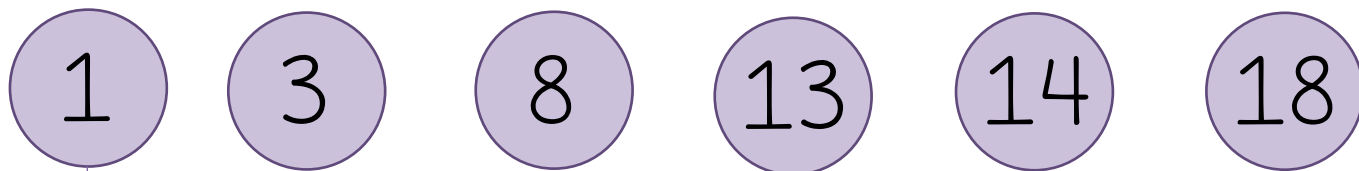
1 2 3 4 5 6 7 8 9 10 11 12 13 14 15 16 17 18 19 20

Tal-linje

Tæl figurerne og sæt en streg til tal-linjen



Sæt en streg fra tal til tal-linjen.



Størst og mindst

Sæt tallene i rigtig rækkefølge. Mindste tal først.

3	13	7	2	10
○	○	○	○	○

19	3	17	8	11
○	○	○	○	○

5	11	9	12	10
○	○	○	○	○


17	14	8	2	20
○	○	○	○	○

1	12	6	9	19
○	○	○	○	○

4	15	11	7	12
○	○	○	○	○

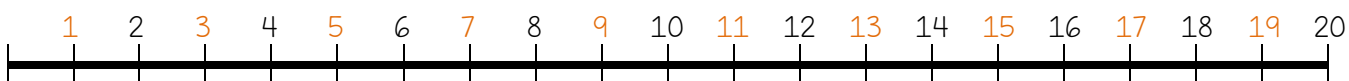
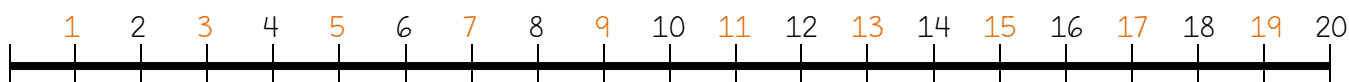
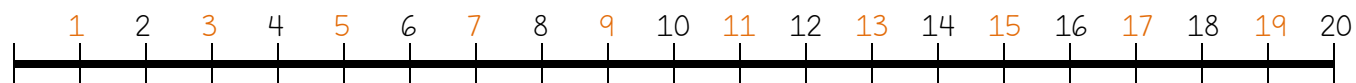
16	13	8	5	17
○	○	○	○	○

5	14	4	2	16
○	○	○	○	○




Tal-linje

Tegn lige så mange prikker, som tal-linjen viser



Prik til prik

Sæt en streg fra prik til prik i rækkefølgen fra 1-20.



Filnavn: tælle 1-20.docx
Bibliotek: /Users/mette/Library/Containers/com.microsoft.Word/Data/Documents
Skabelon: /Users/mette/Library/Group Containers/UBF8T346G9.Office/User Content.localized/Templates.localized/Normal.dotm
Titel:
Emne:
Forfatter: METTE SANDLYKKE
Nøgleord:
Kommentarer:
Oprettelsesdato: 24/04/2019 18.59.00
Versionsnummer: 2
Senest gemt: 24/04/2019 18.59.00
Senest gemt af: METTE SANDLYKKE
Redigeringstid: 0 minutter
Senest udskrevet: 24/04/2019 18.59.00
Ved seneste fulde udskrift
Sider: 14
Ord: 372
Tegn: 3.224 (ca.)