



MATEMATIK

med tallene fra 1-20

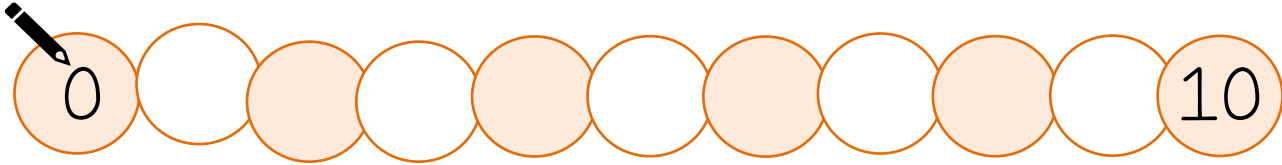


NAVN:

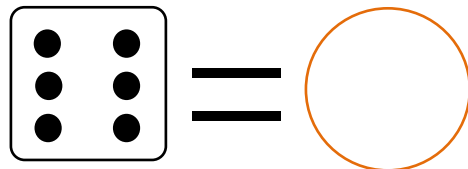
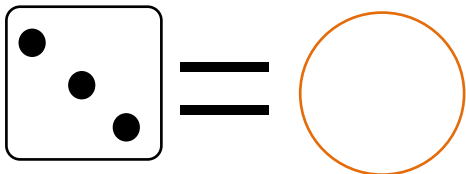
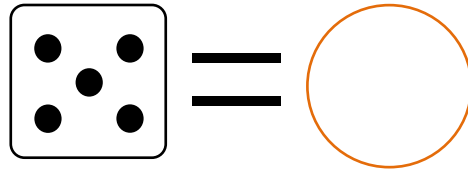
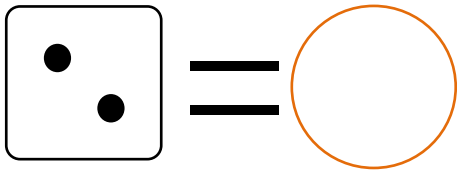
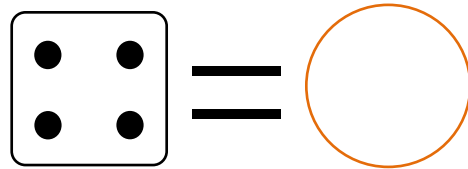
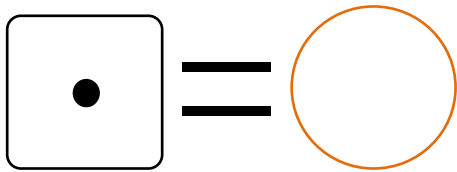
KLASSE:

Tælle

Skriv tallene fra 1 - 10



Skriv det tal, som terningen viser



Tegn øjnene på terningen

$3 = \square$


$1 = \square$

$5 = \square$


$4 = \square$

Tælle


Tæl og skriv tallet i cirklen.




Three green trees are arranged in a triangle. Below them is a circle containing the number 3, with a pencil icon pointing to it.




Five red beach balls are arranged in two rows: three in the top row and two in the bottom row. Below them is an empty circle.




Two yellow ducks are shown. Below them is an empty circle.




Eight green guitars are arranged in two rows of four. Below them is an empty circle.



Ten blue clouds are arranged in three rows: three in the top row, four in the middle row, and three in the bottom row. Below them is an empty circle.




Seven orange basketballs are arranged in two rows: three in the top row and four in the bottom row. Below them is an empty circle.



Four grey wrenches are arranged in two columns of two. Below them is an empty circle.



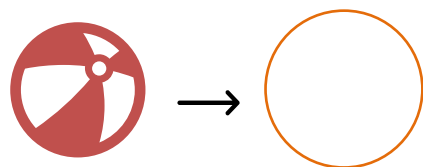
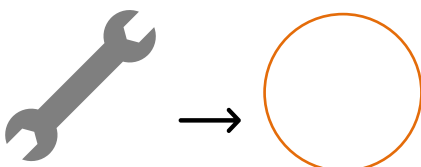
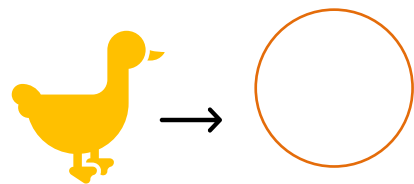
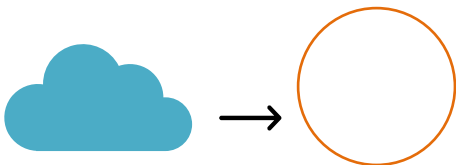
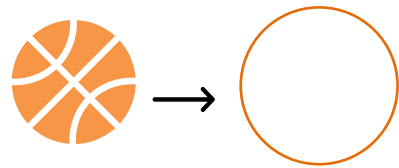
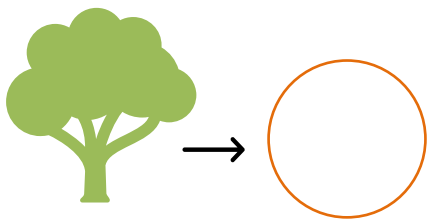
One purple truck is shown. Below it is an empty circle.



Six yellow keys are arranged in two columns of three. Below them is an empty circle.







Tælle

Hvor mange er der af hver?




Tælle

Skriv de tal, der mangler.




Tælle

Tæl og sæt streg til det rigtige tal.




7

4





2

3





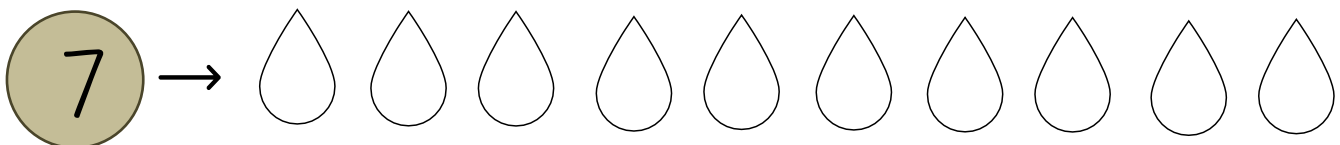
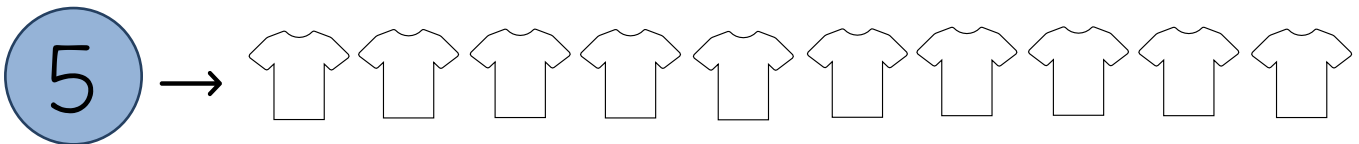




6

10



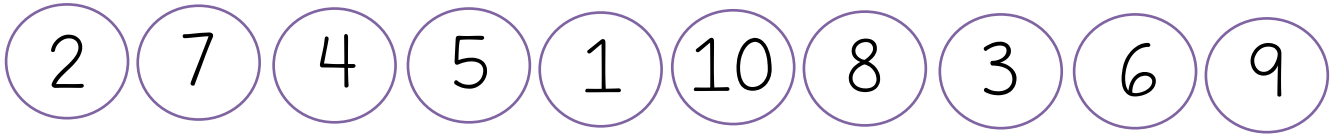
Tælle

Farv så mange, som tallet viser



Lige eller ulige?


Skriv tallene i de kasser, de hører til.




Lige tal

Ulige tal

Farv ænderne med LIGE tal i.


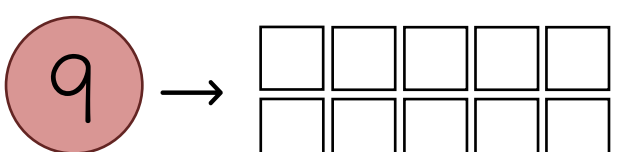
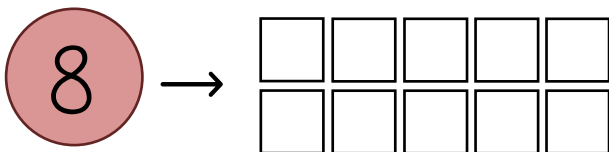
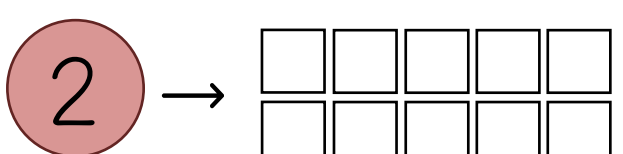
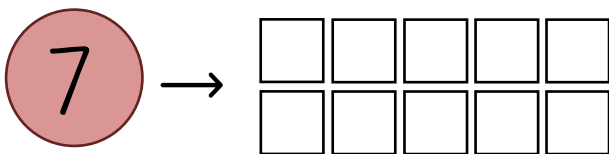
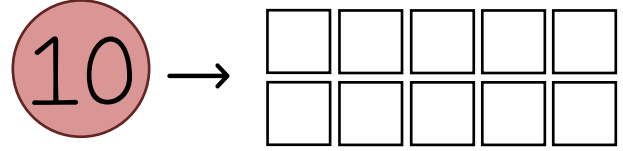
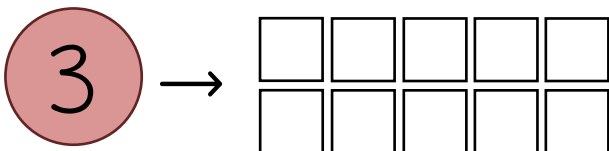
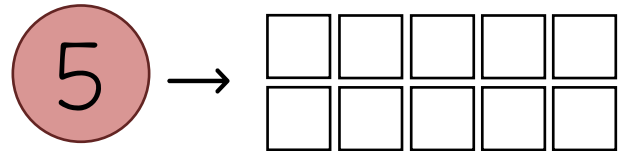
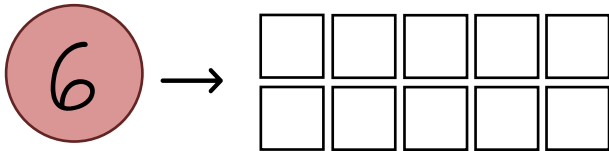
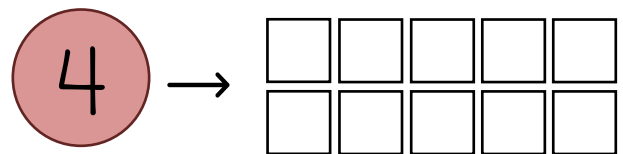
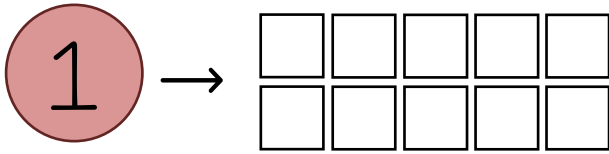


Farv kjolerne med ULIGE tal i.




Tælle







Farv så mange kasser, som tallet viser



Tælle

Tæl dyrene og skriv, hvor mange der er i cirklerne. Farv felterne, så det passer med antal.





Søt ring:

FLEST:














FÆRREST:



Tælle

Skriv tallet FØR og EFTER



Tal i ord

Sæt et kryds over de forkerte tal

EN

~~7~~ ~~8~~ 1

FIRE

4 6 5

TI

8 10 2

OTTE

8 2 4

SEKS

6 5 7

NI

4 6 9

SYV

2 7 3

TØ

6 2 3

TRE

3 8 7

FEM

5 9 1

Tal i ord

Skriv tallene som ord

1

2

3

4

5

6

7

8

9

10



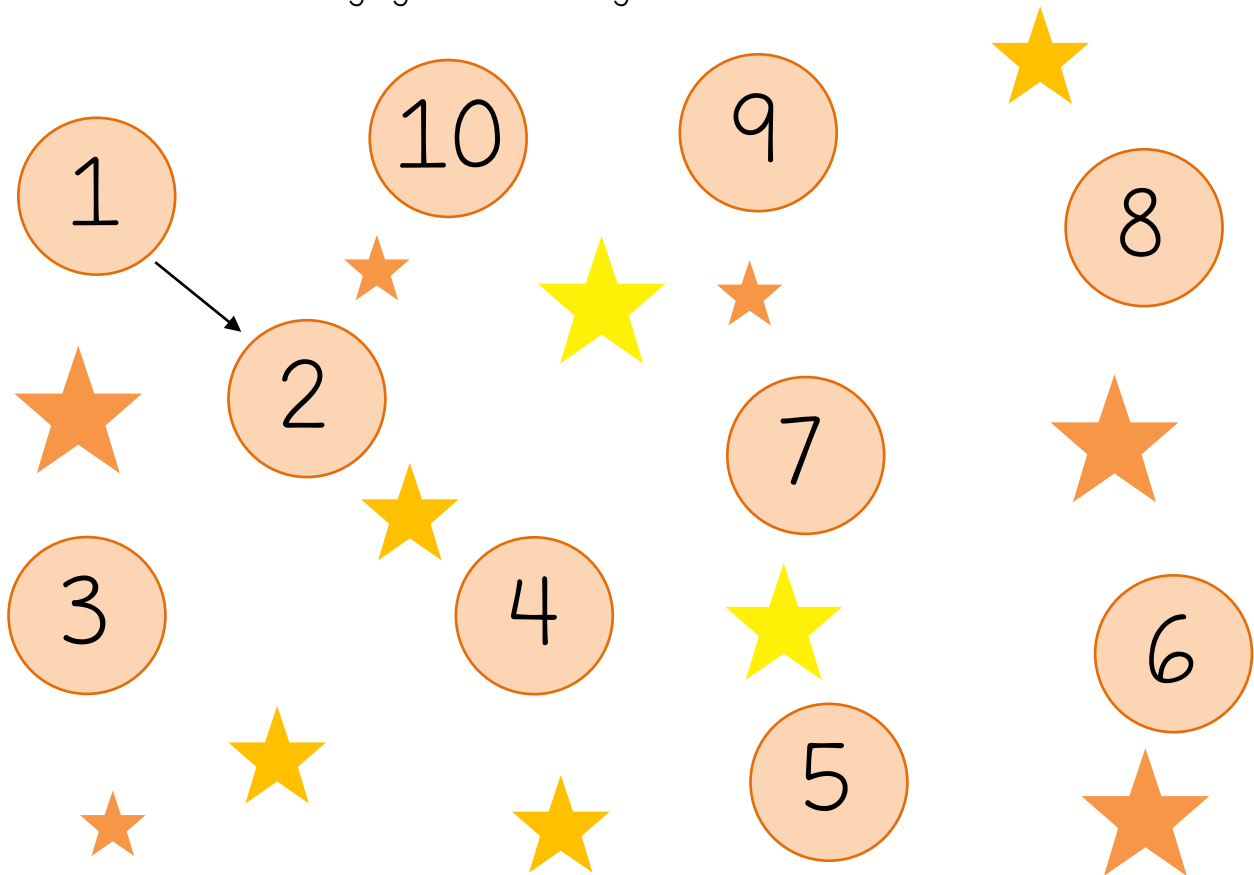
en to tre fire

fem seks syv



otte ni ti

Tælle

Forbind tallene i den rigtige rækkefølge fra 1 til 10.

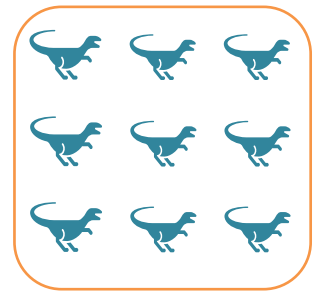




Farv dyret med det STØRSTE tal i hver række.



Tal-linje

Tæl og sæt en streg til tal-linjen



Sæt en streg fra tal til tal-linjen.

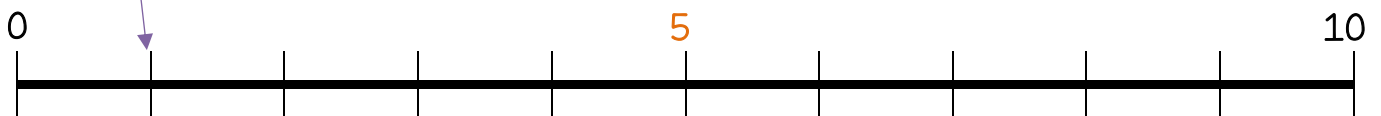
1

3

6

8

9



2

4

5


6

7

Plus +

Tæl og skriv tallet i cirklen. Plus tallene og tegn det rigtige antal.

1 cloud + 2 clouds = ?

1 

2 crescent moons + 2 crescent moons = ?

3 hearts + 2 hearts = ?

2 smiley faces + 4 smiley faces = ?

Plus +

Løs regnestykkerne.

$1 + 1 = \bigcirc$

$1 + 4 = \bigcirc$

$1 + 2 = \bigcirc$

$1 + 5 = \bigcirc$

$2 + 2 = \bigcirc$

$3 + 5 = \bigcirc$

$2 + 3 = \bigcirc$

$5 + 2 = \bigcirc$

$3 + 4 = \bigcirc$

$4 + 5 = \bigcirc$

$4 + 2 = \bigcirc$

$5 + 5 = \bigcirc$


$\text{🏆} \text{🏆} + \text{🏆} \text{🏆} \text{🏆} \text{🏆} \text{🏆} = \bigcirc$


$\text{🎂} \text{🎂} \text{🎂} + \text{🎂} \text{🎂} \text{🎂} \text{🎂} \text{🎂} = \bigcirc$


$\text{🌳} \text{🌳} \text{🌳} \text{🌳} + \text{🌳} \text{🌳} = \bigcirc$


Plus +


Farv så mange, som regnestykket giver.


$$\textcircled{5} + \textcircled{2} =$$


$$\textcircled{4} + \textcircled{1} =$$


$$\textcircled{8} + \textcircled{1} =$$



$$\textcircled{6} + \textcircled{3} =$$


$$\textcircled{8} + \textcircled{1} =$$


$$\textcircled{8} + \textcircled{1} =$$


Tier-venner

Sæt en streg mellem to tal, der tilsammen giver 10.



Skriv det tal, der mangler, så regnestykket giver 10.

$$1 + \bigcirc = 10$$

$$\bigcirc + 8 = 10$$

$$3 + \bigcirc = 10$$

$$\bigcirc + 6 = 10$$

$$5 + \bigcirc = 10$$

$$\bigcirc + 10 = 10$$

Tier-venner

Find de regnestykker, der giver 10. Sæt en ring om dem.

$5+5$

$7+1$

$3+1$

$4+6$

$3+5$

$6+3$

$8+2$

$7+3$

$1+6$

$1+9$

$3+2$

$7+2$

$5+2$

$3+5$


$6+4$

$10+0$

$2+1$

$9+1$

$3+7$



Plus +

Farv den farve, der passer til resultatet



$5 = \text{red circle}$

$6 = \text{green circle}$

$8 = \text{grey circle}$

$4 = \text{blue circle}$


$7 = \text{orange circle}$

$9 = \text{purple circle}$

Plus +


Hvad giver regnestykket?

2+




3	=	
5	=	
2	=	
8	=	

3+




2	=	
6	=	
1	=	
7	=	

4+




1	=	
3	=	
2	=	
6	=	

5+




3	=	
5	=	
2	=	
8	=	

6+



1	=	
2	=	
3	=	
4	=	

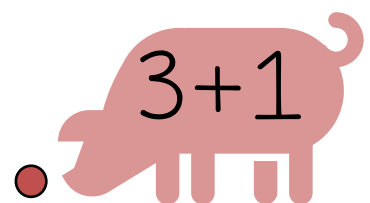

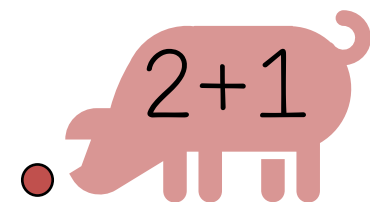






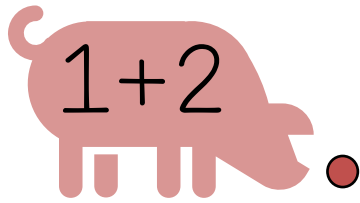
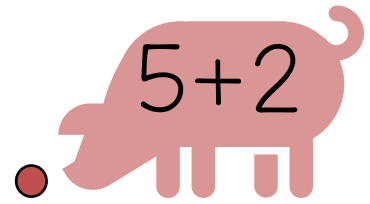

0+



3	=	
9	=	
7	=	
10	=	

Plus +

Sæt en streg mellem de grise, som giver samme resultat



Plus +

Løs regnestykkerne - udfyld de tomme vogne

$$\begin{array}{c} \text{2} \\ \text{+} \\ \text{1} \\ \text{=} \\ \text{ } \\ \text{+} \\ \text{3} \\ \text{=} \\ \text{ } \end{array}$$

$$\begin{array}{c} \text{1} \\ \text{+} \\ \text{4} \\ \text{=} \\ \text{ } \\ \text{+} \\ \text{2} \\ \text{=} \\ \text{ } \end{array}$$

$$\begin{array}{c} \text{3} \\ \text{+} \\ \text{4} \\ \text{=} \\ \text{ } \\ \text{+} \\ \text{1} \\ \text{=} \\ \text{ } \end{array}$$

$$\begin{array}{c} \text{6} \\ \text{+} \\ \text{1} \\ \text{=} \\ \text{ } \\ \text{+} \\ \text{2} \\ \text{=} \\ \text{ } \end{array}$$

$$\begin{array}{c} \text{5} \\ \text{+} \\ \text{2} \\ \text{=} \\ \text{ } \\ \text{+} \\ \text{3} \\ \text{=} \\ \text{ } \end{array}$$

$$\begin{array}{c} \text{1} \\ \text{+} \\ \text{1} \\ \text{=} \\ \text{ } \\ \text{+} \\ \text{8} \\ \text{=} \\ \text{ } \end{array}$$

Plus +

Hvor mange øjne giver terningerne tilsammen?

$$\begin{array}{|c|} \hline \bullet \\ \hline \end{array} + \begin{array}{|c|} \hline \bullet \\ \hline \bullet \\ \hline \end{array} = \textcircled{3}$$

$$\begin{array}{|c|} \hline \bullet \bullet \\ \hline \bullet \bullet \\ \hline \end{array} + \begin{array}{|c|} \hline \bullet \\ \hline \end{array} = \textcircled{\quad}$$

$$\begin{array}{|c|} \hline \bullet \\ \hline \bullet \\ \hline \end{array} + \begin{array}{|c|} \hline \bullet \bullet \\ \hline \bullet \bullet \\ \hline \end{array} = \textcircled{\quad}$$

$$\begin{array}{|c|} \hline \bullet \bullet \\ \hline \bullet \bullet \\ \hline \end{array} + \begin{array}{|c|} \hline \bullet \\ \hline \bullet \\ \hline \end{array} = \textcircled{\quad}$$

$$\begin{array}{|c|} \hline \bullet \\ \hline \bullet \\ \hline \bullet \\ \hline \end{array} + \begin{array}{|c|} \hline \bullet \\ \hline \bullet \\ \hline \end{array} = \textcircled{\quad}$$

$$\begin{array}{|c|} \hline \bullet \bullet \\ \hline \bullet \bullet \\ \hline \end{array} + \begin{array}{|c|} \hline \bullet \bullet \\ \hline \bullet \bullet \\ \hline \end{array} = \textcircled{\quad}$$

$$\begin{array}{|c|} \hline \bullet \bullet \\ \hline \bullet \bullet \\ \hline \end{array} + \begin{array}{|c|} \hline \bullet \\ \hline \bullet \\ \hline \bullet \\ \hline \end{array} = \textcircled{\quad}$$

$$\begin{array}{|c|} \hline \bullet \bullet \\ \hline \bullet \bullet \\ \hline \end{array} + \begin{array}{|c|} \hline \bullet \\ \hline \bullet \\ \hline \bullet \\ \hline \end{array} = \textcircled{\quad}$$

$$\begin{array}{|c|} \hline \bullet \bullet \\ \hline \bullet \bullet \\ \hline \end{array} + \begin{array}{|c|} \hline \bullet \\ \hline \bullet \\ \hline \bullet \\ \hline \end{array} = \textcircled{\quad}$$

$$\begin{array}{|c|} \hline \bullet \\ \hline \bullet \\ \hline \bullet \\ \hline \end{array} + \begin{array}{|c|} \hline \bullet \\ \hline \end{array} = \textcircled{\quad}$$


$$\begin{array}{|c|} \hline \bullet \bullet \\ \hline \bullet \bullet \\ \hline \end{array} + \begin{array}{|c|} \hline \bullet \bullet \\ \hline \bullet \bullet \\ \hline \end{array} = \textcircled{\quad}$$

$$\begin{array}{|c|} \hline \bullet \\ \hline \end{array} + \begin{array}{|c|} \hline \bullet \bullet \\ \hline \bullet \bullet \\ \hline \end{array} = \textcircled{\quad}$$



Plus +

Løs regnestykkerne

								
1	2	3	4	5	6	7	8	9

$$\text{Sun} + \text{Scissors} = \text{Circle}$$

$$\text{Stopwatch} + \text{Sun} = \text{Circle}$$

$$\text{Owl} + \text{Mitten} = \text{Circle}$$

$$\text{Tree} + \text{Tree} = \text{Circle}$$

$$\text{Camera} + \text{Scissors} = \text{Circle}$$

$$\text{Globe} + \text{Sun} = \text{Circle}$$

$$\text{Cake} + \text{Mitten} = \text{Circle}$$

$$\text{Scissors} + \text{Cake} = \text{Circle}$$

$$\text{Scissors} + \text{Tree} = \text{Circle}$$

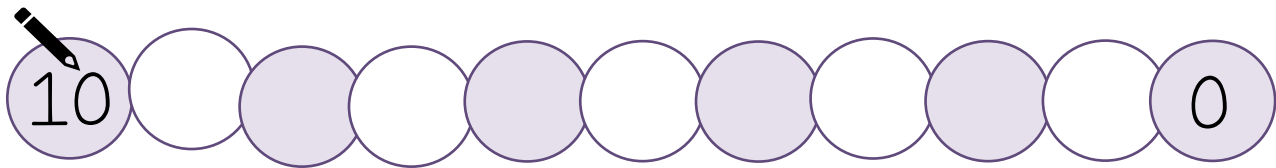
$$\text{Mitten} + \text{Camera} = \text{Circle}$$

$$\text{Mitten} + \text{Stopwatch} = \text{Circle}$$

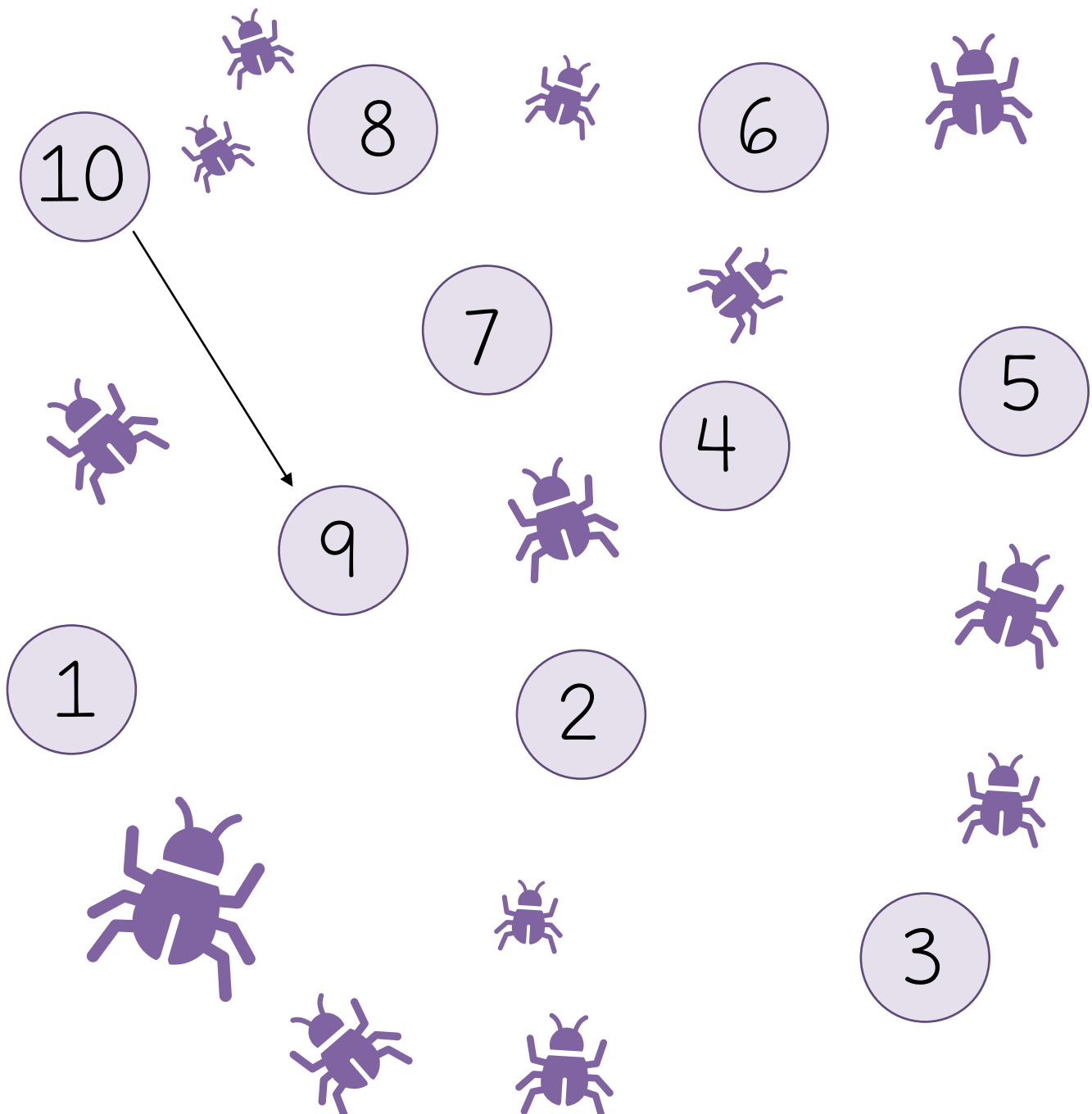
$$\text{Cake} + \text{Owl} = \text{Circle}$$

Tælle baglæns

Skriv tallene fra 1-10 baglæns



Forbind tallene fra 10 til 1 i rigtig rækkefølge (tæl baglæns).

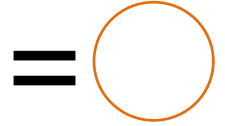


Minus

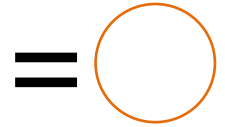
Løs regnestykkerne



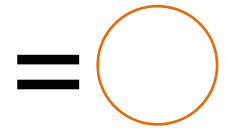
$4 - 2$



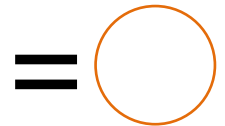
$5 - 3$



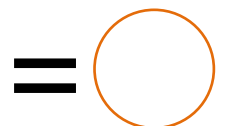
$9 - 3$



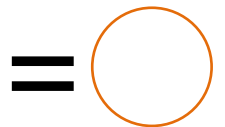
$7 - 5$



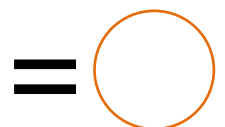
$8 - 4$



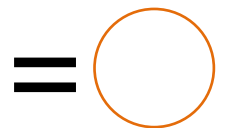
$6 - 1$



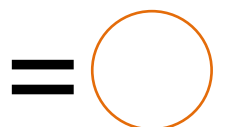
$4 - 3$



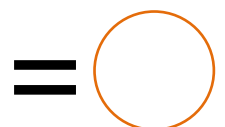
$7 - 2$



$10 - 7$














$10 - 2$



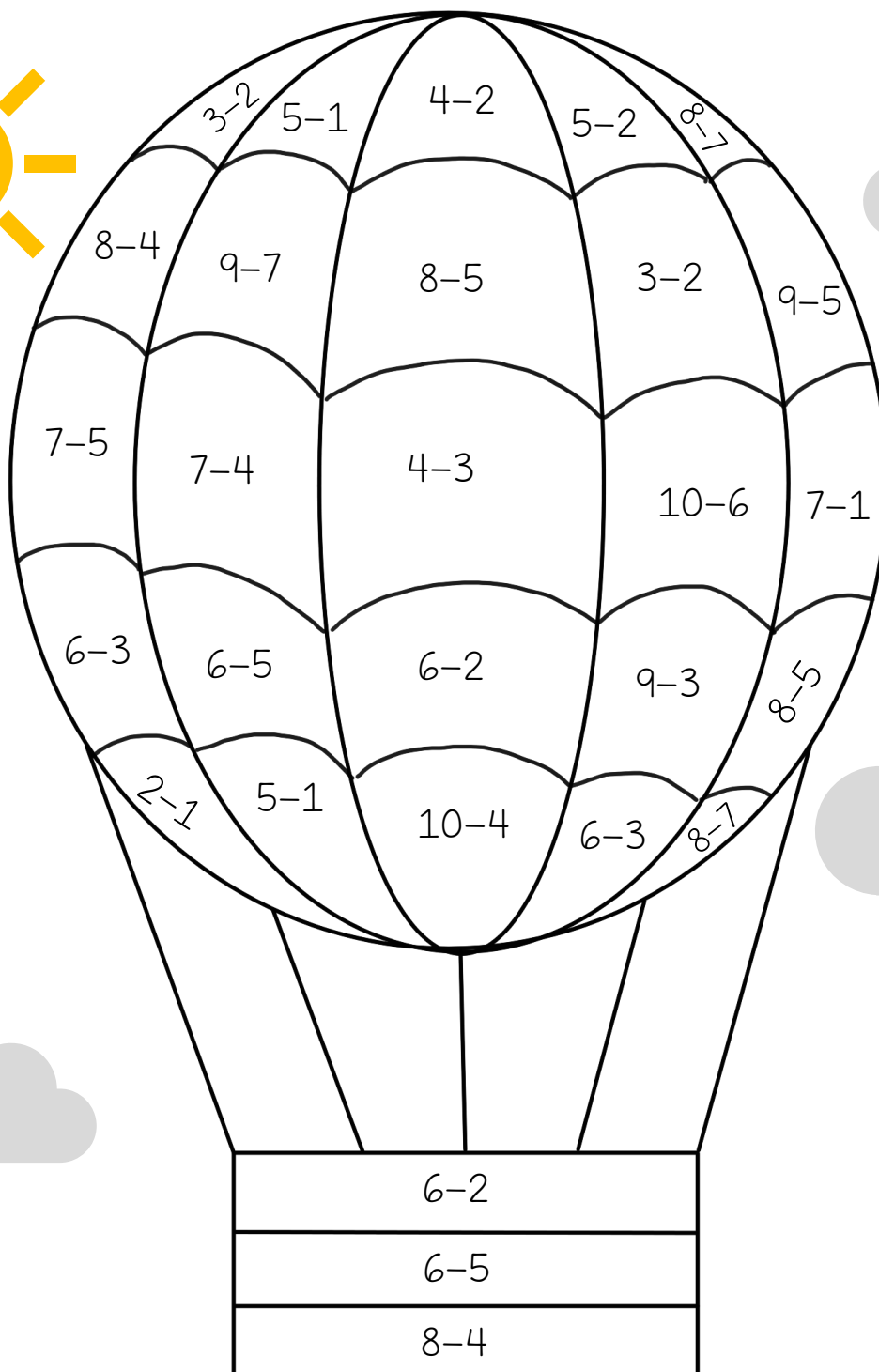

Minus


Sæt en streg mellem de får, som giver det samme resultat.





Minus


Farv den farve, der passer til resultatet.





$1 =$ 

$3 =$ 

$5 =$ 

$2 =$ 


$4 =$ 

$6 =$ 

Minus

Skriv det tal, der passer ind, så det passer med resultatet i hjertet.

$10 - \bigcirc =$



$6 - \bigcirc =$

$8 - \bigcirc =$

$5 - \bigcirc =$

$5 - \bigcirc =$

$3 - \bigcirc =$



$7 - \bigcirc =$

$10 - \bigcirc =$



$8 - \bigcirc =$


$9 - \bigcirc =$

$8 - \bigcirc =$

$7 - \bigcirc =$

Minus

Farv skyerne, hvor resultatet er rigtigt.



$$8 - 5 = 3$$

$$5 - 1 = 3$$

$$6 - 2 = 4$$

$$7 - 4 = 4$$

$$9 - 4 = 6$$

$$10 - 3 = 7$$

$$5 - 3 = 2$$

$$4 - 3 = 3$$

$$8 - 7 = 2$$


$$6 - 3 = 3$$

$$6 - 3 = 3$$

$$2 - 1 = 2$$


$$9 - 3 = 2$$

$$5 - 3 = 2$$



Minus




Find vej gennem labyrinten. Du må kun gå på felter, hvor regnestykket giver 1..



START HER



$6-5$	$4-3$	$6-4$	$4-2$	$9-7$	$7-4$
$9-5$	$7-6$	$6-3$	$5-3$	$7-5$	$5-2$
$3-1$	$8-7$	$9-8$	$8-2$	$6-2$	$2-2$
$7-1$	$5-2$	$2-1$	$9-5$	$6-4$	$8-4$
$8-4$	$5-2$	$3-2$	$4-3$	$5-4$	$7-2$
$1-1$	$6-3$	$3-1$	$8-6$	$7-6$	$6-1$
$7-4$	$4-2$	$4-1$	$9-4$	$4-3$	$2-1$
$3-3$	$8-2$	$6-3$	$5-1$	$7-1$	$6-5$



Minus

Løs regnestykkerne

$4 - 1 = \bigcirc$

$7 - 4 = \bigcirc$

$6 - 2 = \bigcirc$

$9 - 5 = \bigcirc$

$5 - 2 = \bigcirc$

$8 - 5 = \bigcirc$

$8 - 3 = \bigcirc$

$5 - 2 = \bigcirc$

$5 - 4 = \bigcirc$


$10 - 5 = \bigcirc$

$9 - 2 = \bigcirc$


$10 - 1 = \bigcirc$

Farv så mange, som regnestykket giver.

$10 - 6 =$




$10 - 3 =$




Figurer

Skriv figurens navn i kassen under den









Find figuren i rækken. Sæt ring om dem



TREKANT



FIRKANT







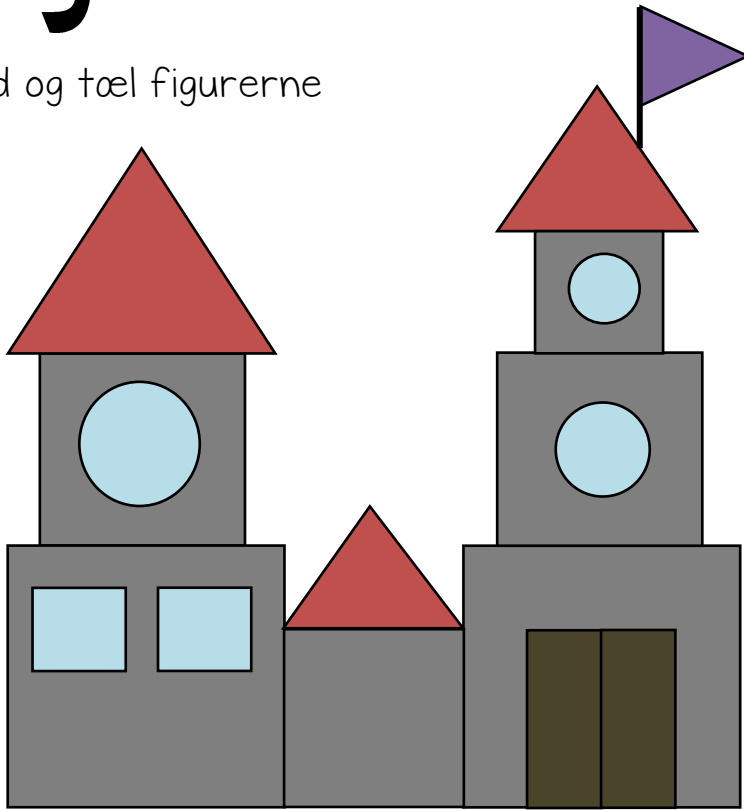


CIRKEL



Figurer











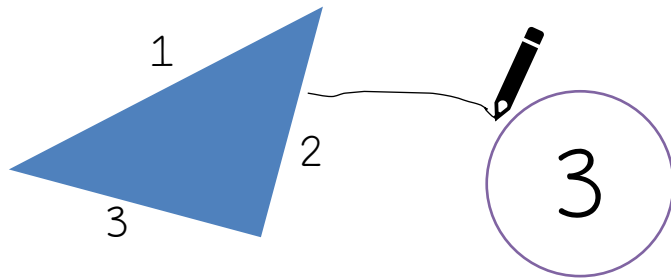
Find og tæl figurerne



Tegn selv noget, hvor du kun bruger trekanter, firkanter og cirkler




Figurer

Hvor mange kanter har figuren? Sæt en streg til det rigtige tal



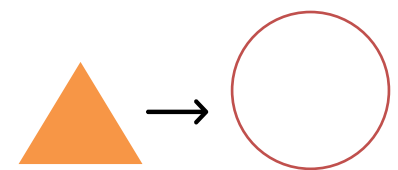
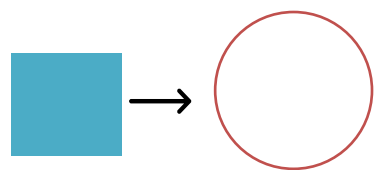
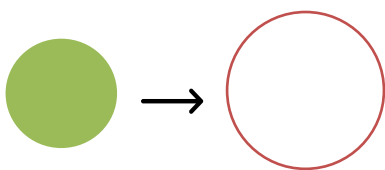

Figurer

Hvilken figur ligner tingene? Sæt en streg.



Figurer

Tæl figurene



Sæt ring om den figur, der passer til sætningen

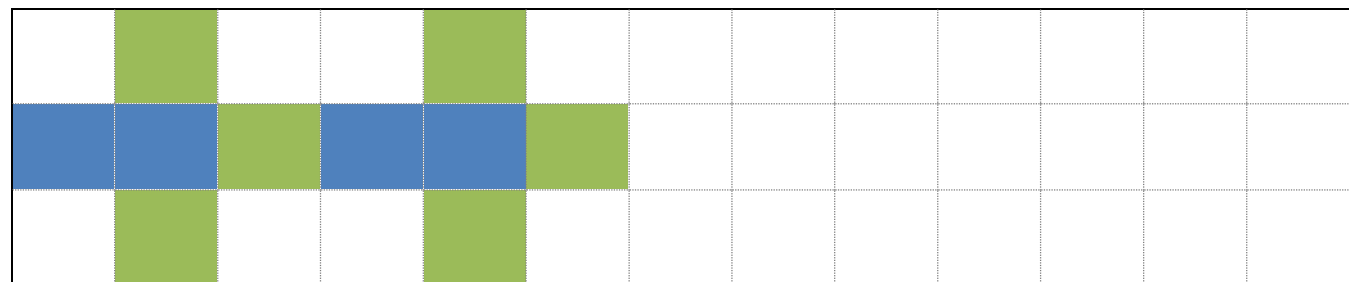

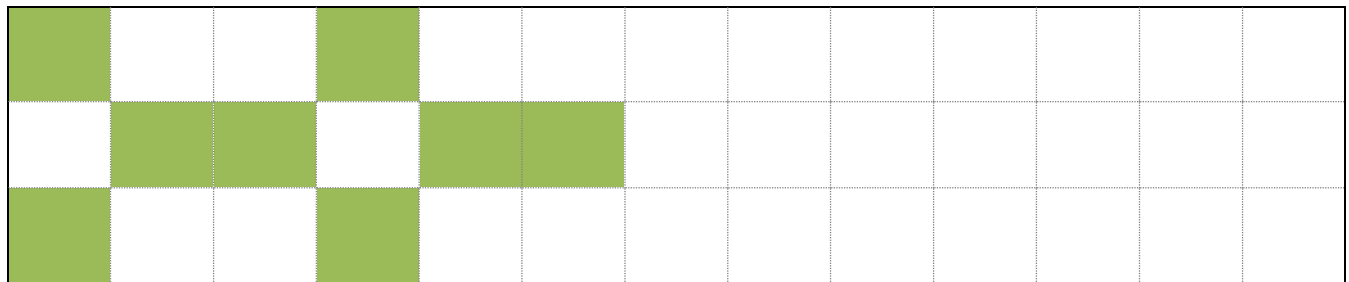


Der var FLEST:   

Der var FÆRREST:   



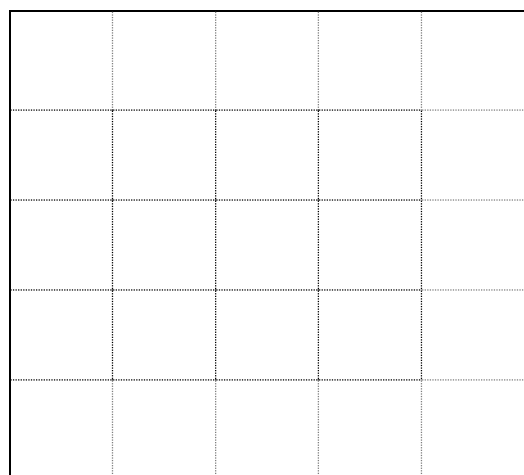

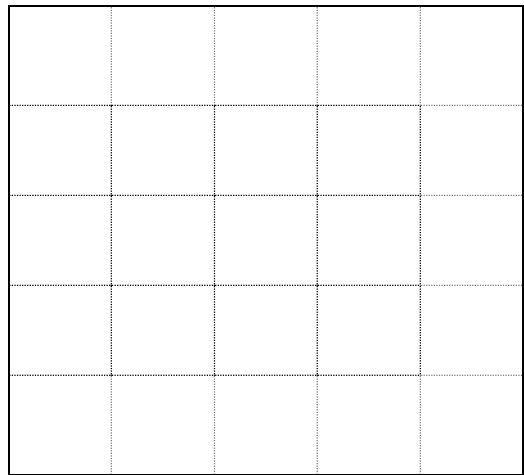

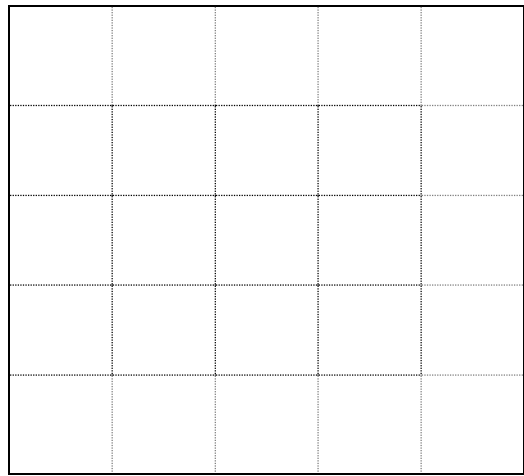

Mønster

Fortsæt mønsteret



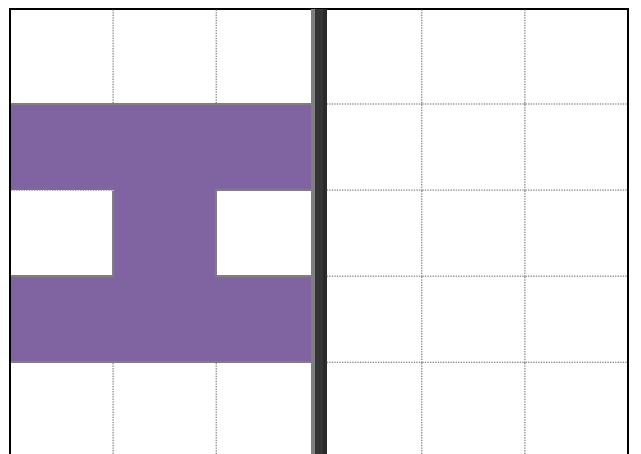
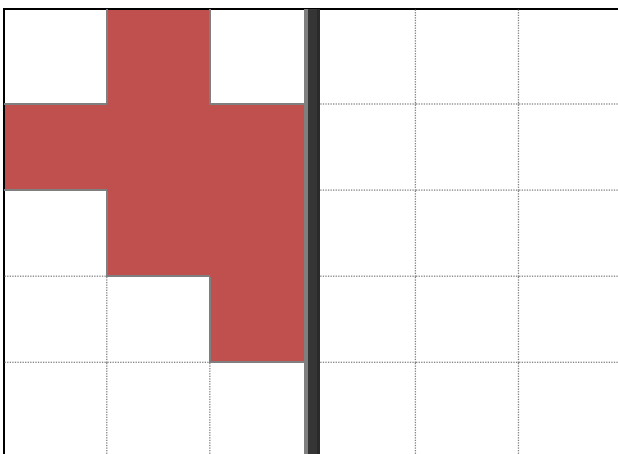
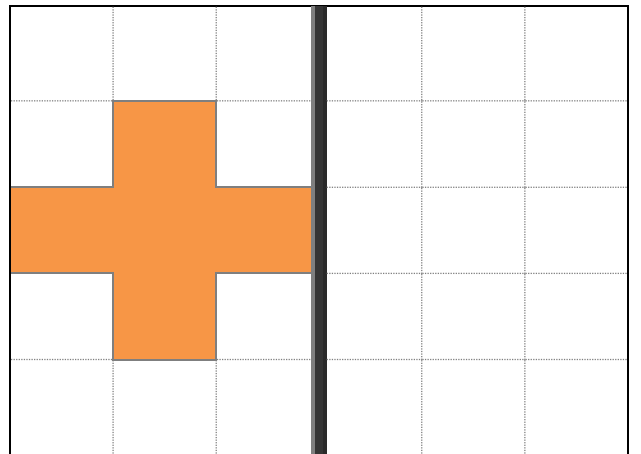

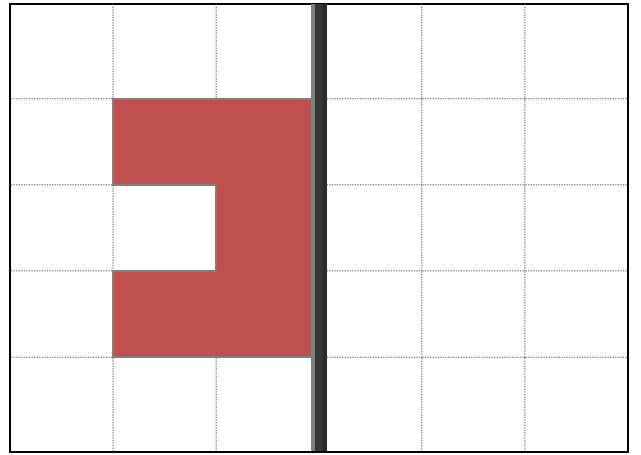

Mønster

Kopier mønsteret





Spejling

Spejl figuren



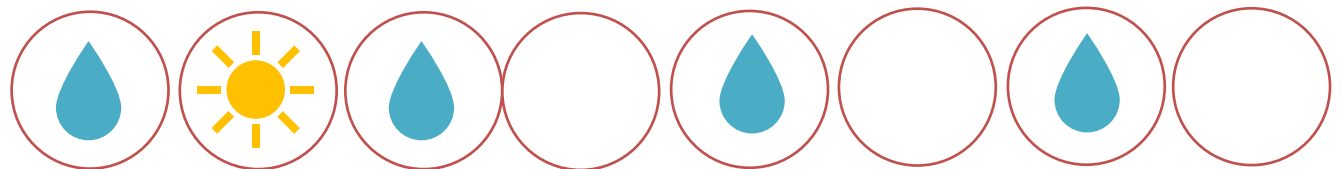
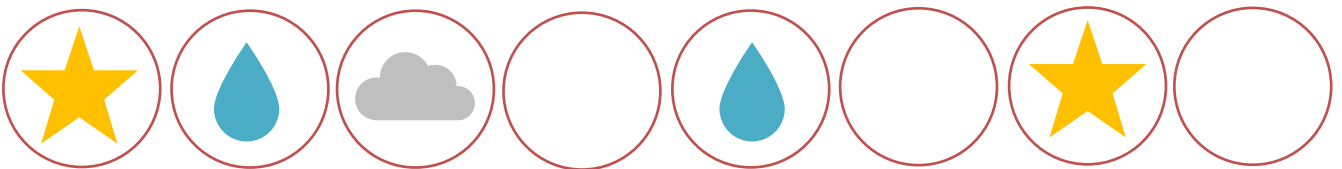
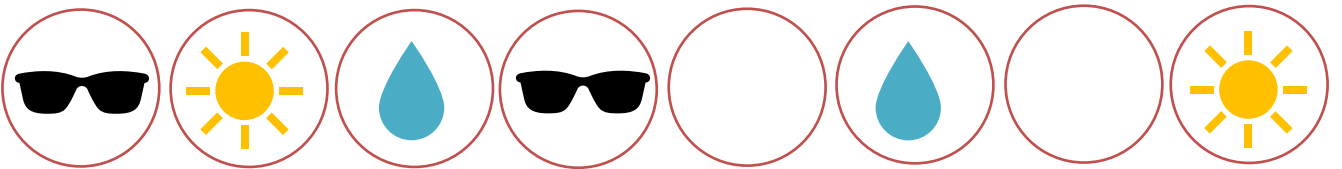

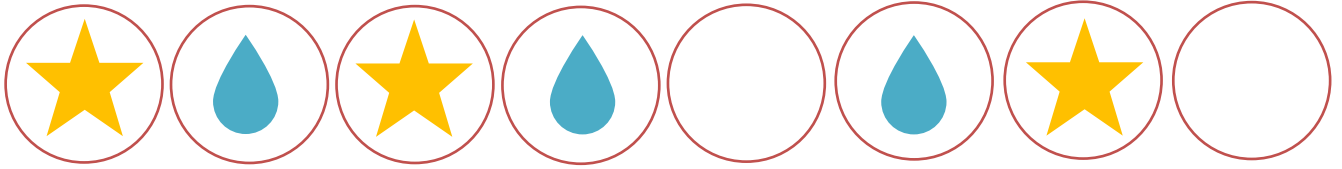
Spejling

Spejl figuren



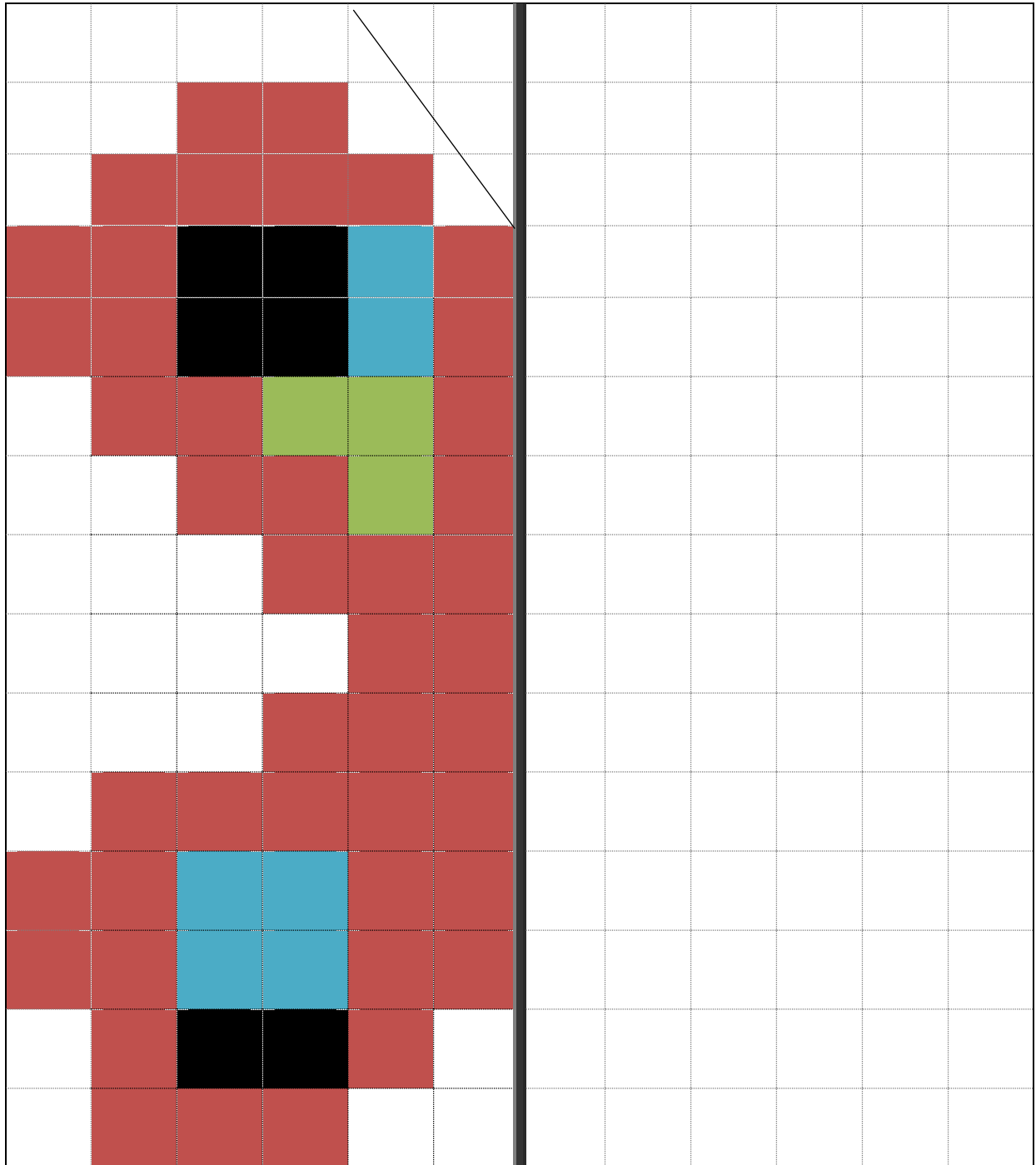
Mønster

Tegn de figurer, der mangler, så det passer med mønsteret.




Spejling

Spejl figuren







Tælle

Skriv tallene fra 0-20 i slangen.



Tælle

Tæl og sæt en streg til det rigtige tal



20




13

17

11



Tælle

Skriv de tal, der mangler i talrækken.



Tælle

Skriv tallet, der kommer før og efter



Størst og mindst

 Farv det STØRSTE tal RØDT

 Farv det mindste tal GRØNT

12 8 13

14 18 19

6 8 12

11 12 15

3 9 8

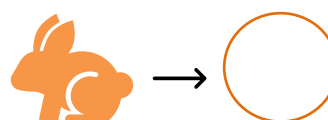
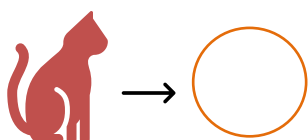
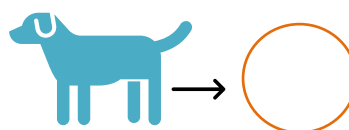


17 14 19

9 7 15

15 5 6

Tælle

Tæl figurerne og skriv, hvor mange der er



Tælle

Hvor mange kasser er farvet? Skriv det i cirklen

Orange	Orange	Orange	Orange	Orange	Orange	Orange	Orange	Orange	Orange
Orange	Orange	White	White	White	White	White	White	White	White

=

Green	Green	Green	Green	Green	Green	Green	Green	Green	Green
Green	Green	Green	Green	White	White	White	White	White	White

=

Purple	Purple	Purple	Purple	Purple	Purple	Purple	Purple	White	White
White	White	White	White	White	White	White	White	White	White

=

Blue	Blue	Blue	Blue	Blue	Blue	Blue	Blue	Blue	Blue
Blue	Blue	Blue	Blue	Blue	Blue	Blue	Blue	Blue	Blue

=

Red	Red	Red	Red	Red	Red	Red	Red	Red	Red
Red	White	White	White	White	White	White	White	White	White

=

Olive	Olive	Olive	Olive	White	White	White	White	White	White
White	White	White	White	White	White	White	White	White	White

=

Yellow	Yellow	Yellow	Yellow	Yellow	Yellow	Yellow	Yellow	Yellow	Yellow
Yellow	Yellow	Yellow	Yellow	Yellow	Yellow	Yellow	White	White	White

=



Tælle

Farv kasserne

$10 =$

$15 =$

$19 =$

$8 =$

$11 =$

$13 =$

$5 =$

Tælle

Forbind tallene i den rigtige rækkefølge fra 1 til 20.



A number sequence puzzle where the numbers 1 through 20 are scattered in orange circles. The numbers 1, 2, and 3 are already connected by arrows, showing a sequence from 1 to 2 to 3. The remaining numbers (4-20) are unconnected. The puzzle is decorated with yellow stars of various sizes and a yellow crescent moon in the top right corner. A yellow shooting star is in the bottom left corner.

Numbers in circles: 1, 2, 3, 4, 5, 6, 7, 8, 9, 10, 11, 12, 13, 14, 15, 16, 17, 18, 19, 20.

Decorative elements: Yellow stars, yellow crescent moon, yellow shooting star.

Tal-linje

Tæl figurerne og sæt en streg til tal-linjen



Sæt en streg fra tal til tal-linjen.

1

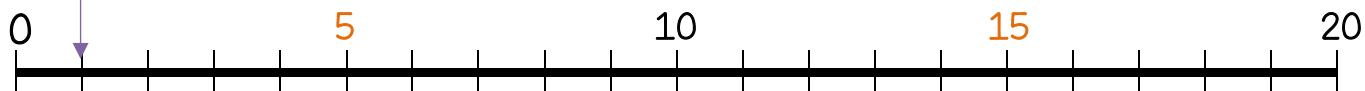
3

8

13

14

18



4


6

9

11

16

19



Størst og mindst

Sæt tallene i rigtig rækkefølge. Mindste tal først.

3	13	7	2	10
○	○	○	○	○

19	3	17	8	11
○	○	○	○	○

5	11	9	12	10
○	○	○	○	○




17	14	8	2	20
○	○	○	○	○

1	12	6	9	19
○	○	○	○	○

4	15	11	7	12
○	○	○	○	○

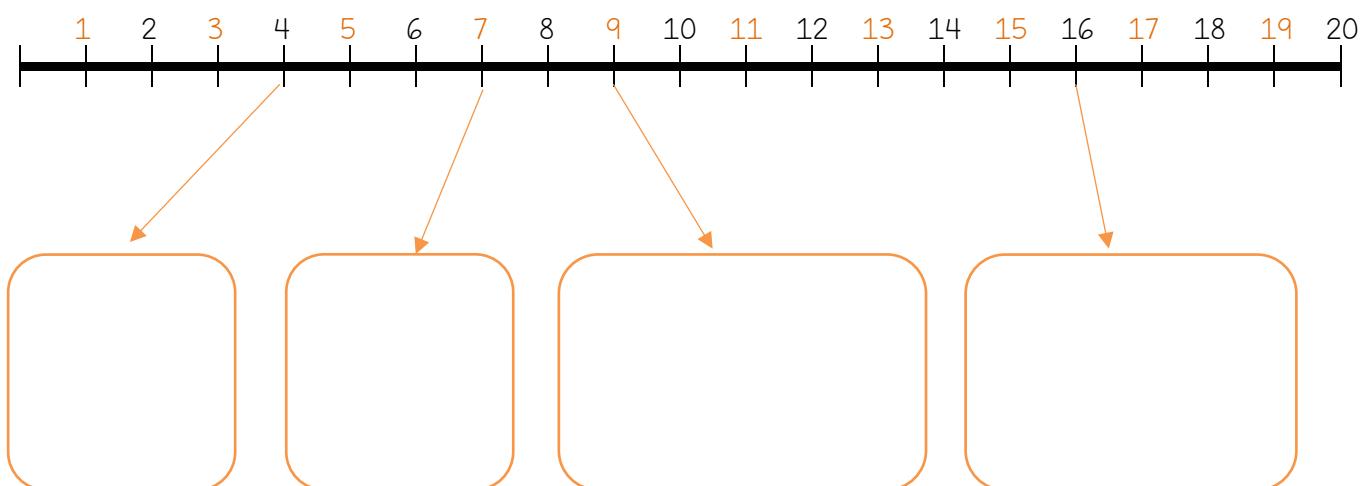
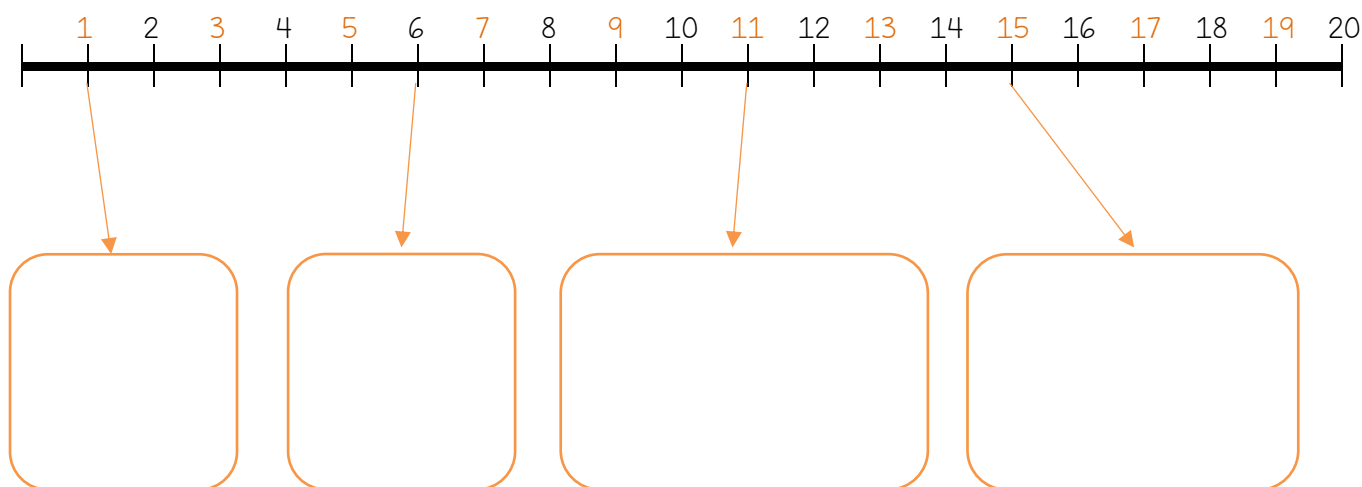
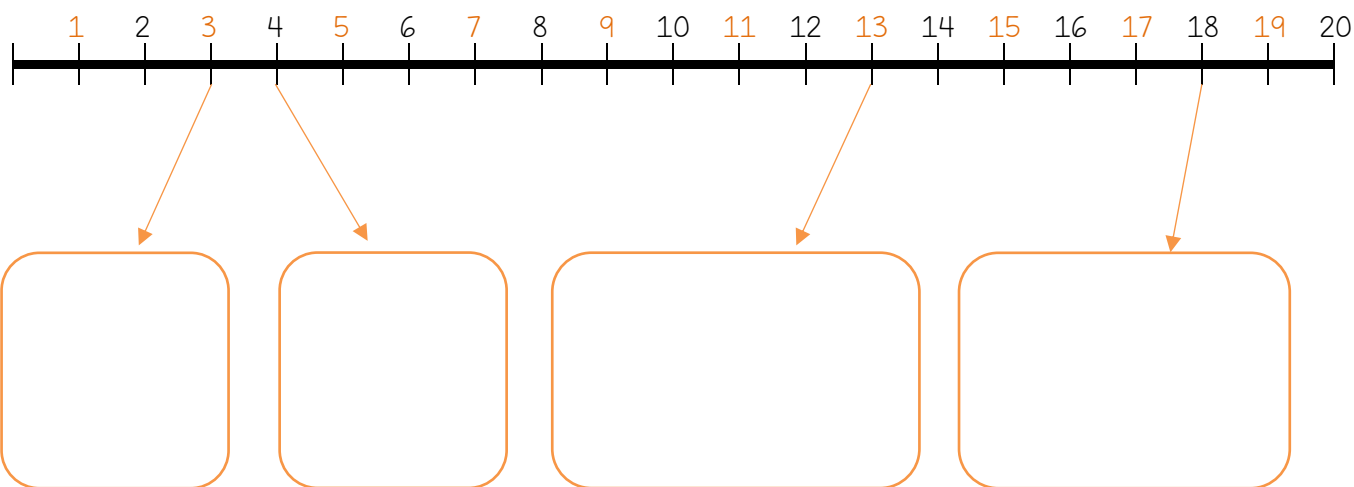
16	13	8	5	17
○	○	○	○	○

5	14	4	2	16
○	○	○	○	○



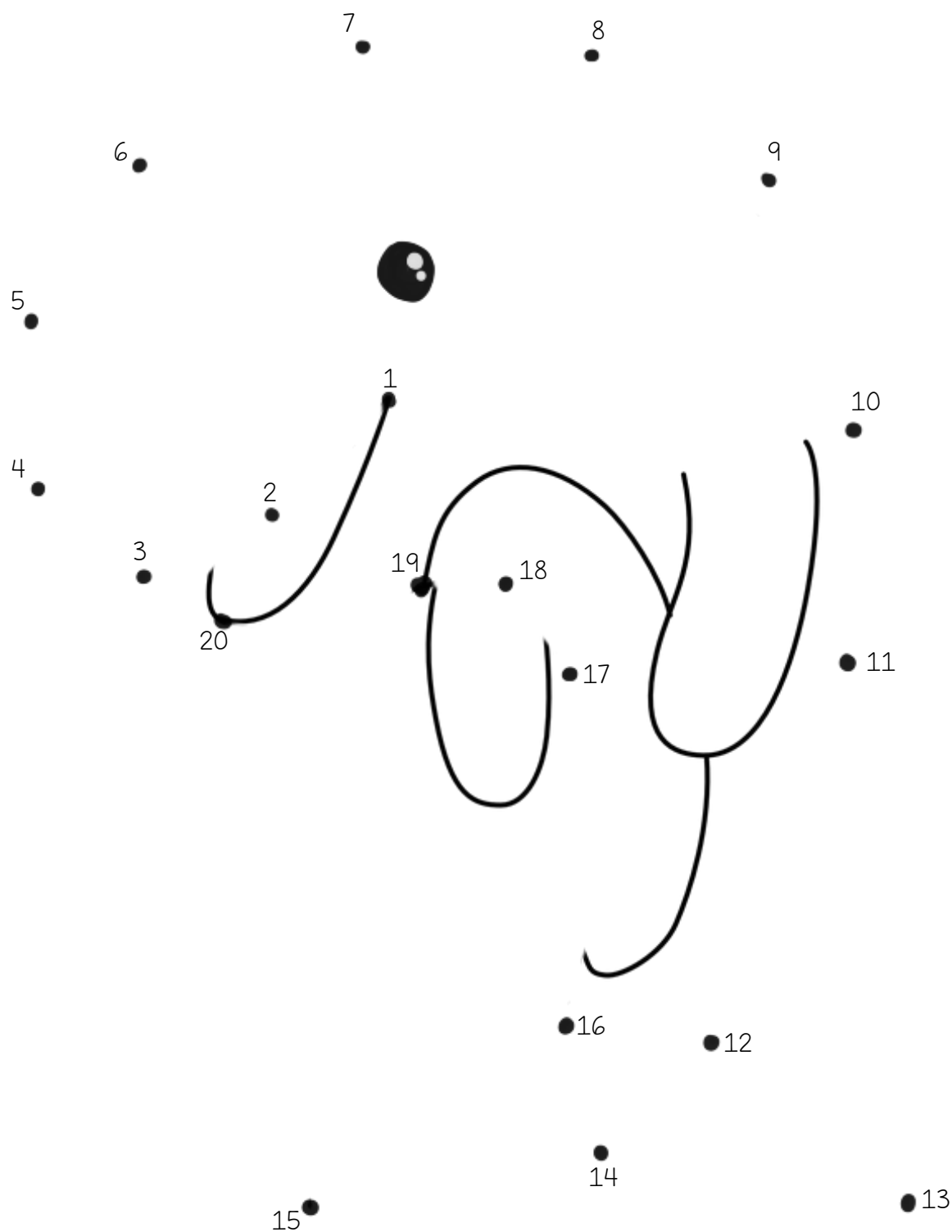
Tal-linje

Tegn lige så mange prikker, som tal-linjen viser




Prik til prik

Sæt en streg fra prik til prik i rækkefølgen fra 1-20.



Større eller mindre end

Sæt < eller > i de orange kasser.



Musen er
MINDRE END
elefanten

Elefanten er
STØRRE END
musen

1 4

9 6

7 5

2 1

4 9

8 4

2 6

5 9

8 3


3 4

1 7

8 2

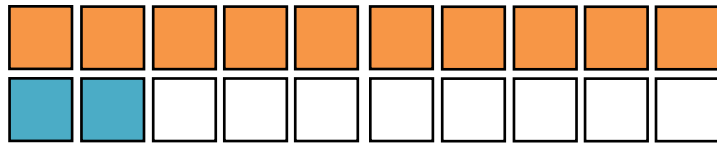
Større eller mindre end

Sæt < eller > i de orange kasser.

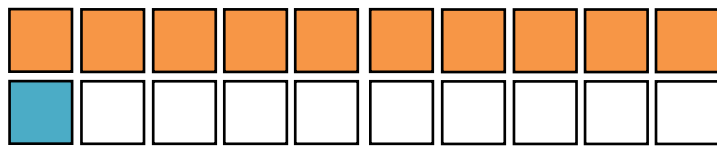


Tæl firkanterne

Tæl og løs regnestykket




$$\begin{array}{c} \square \\ \bigcirc \end{array} + \begin{array}{c} \square \\ \bigcirc \end{array} = \bigcirc$$



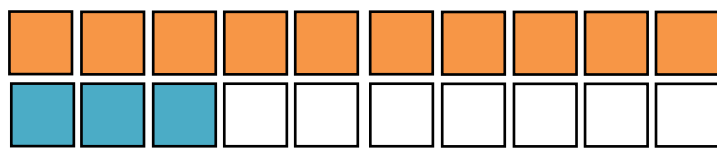
$$\begin{array}{c} \square \\ \bigcirc \end{array} + \begin{array}{c} \square \\ \bigcirc \end{array} = \bigcirc$$



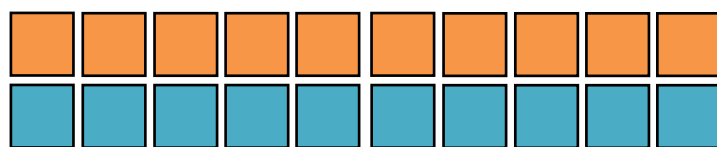
$$\begin{array}{c} \square \\ \bigcirc \end{array} + \begin{array}{c} \square \\ \bigcirc \end{array} = \bigcirc$$



$$\begin{array}{c} \square \\ \bigcirc \end{array} + \begin{array}{c} \square \\ \bigcirc \end{array} = \bigcirc$$



$$\begin{array}{c} \square \\ \bigcirc \end{array} + \begin{array}{c} \square \\ \bigcirc \end{array} = \bigcirc$$



$$\begin{array}{c} \square \\ \bigcirc \end{array} + \begin{array}{c} \square \\ \bigcirc \end{array} = \bigcirc$$



$$\begin{array}{c} \square \\ \bigcirc \end{array} + \begin{array}{c} \square \\ \bigcirc \end{array} = \bigcirc$$

Plus

Løs plusstykkerne

$1 + 11 = \bigcirc$

$2 + 11 = \bigcirc$

$8 + 7 = \bigcirc$

$7 + 3 = \bigcirc$

$9 + 10 = \bigcirc$

$11 + 5 = \bigcirc$

$16 + 3 = \bigcirc$

$7 + 6 = \bigcirc$

$5 + 12 = \bigcirc$

$4 + 14 = \bigcirc$

$6 + 13 = \bigcirc$

$5 + 6 = \bigcirc$

$16 + 2 = \bigcirc$

$4 + 7 = \bigcirc$

$7 + 13 = \bigcirc$

$1 + 19 = \bigcirc$

$1 + 13 = \bigcirc$

$8 + 6 = \bigcirc$



Dobbelt op

Løs plusstykkerne. Farv hvert resultat i talrækken under.

$1 + 1 = \bigcirc$

$6 + 6 = \bigcirc$

$2 + 2 = \bigcirc$

$7 + 7 = \bigcirc$

$3 + 3 = \bigcirc$

$8 + 8 = \bigcirc$


$4 + 4 = \bigcirc$

$9 + 9 = \bigcirc$

$5 + 5 = \bigcirc$

$10 + 10 = \bigcirc$

1	2	3	4	5	6	7	8	9	10
11	12	13	14	15	16	17	18	19	20



Plus

Lav regnestykker, der giver 10

Lav regnestykker, der giver 20

Plus

Løs regnestykket og sæt en streg til det rigtige resultat på tal-linjen.

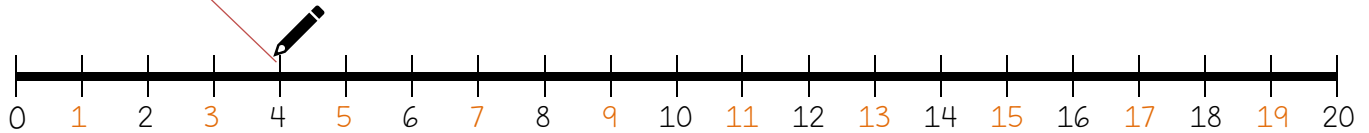
$2+2$

$12+2$

$11+7$

$3+5$

$13+3$



$1+4$

$8+4$

$9+9$

$3+3$

$7+6$

Skriv det sidste tal, så det passer med resultatet på tal-linjen.

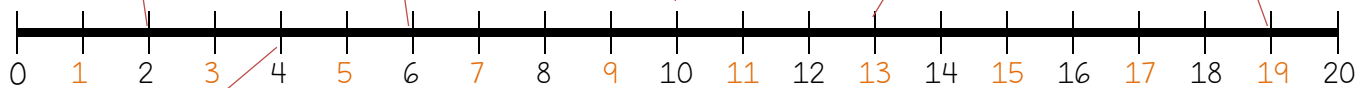
$1 +$

$6 +$

$11 +$

$4 +$

$8 +$



$3 +$

$4 +$

$12 +$

$5 +$

$10 +$



Plus

Læg øjnene på terningerne sammen. Hvad giver det?

$$\begin{array}{|c|} \hline \text{1} + \text{3} + \text{2} = \bigcirc \\ \hline \end{array}$$

$$\begin{array}{|c|} \hline \text{2} + \text{6} + \text{4} = \bigcirc \\ \hline \end{array}$$

$$\begin{array}{|c|} \hline \text{5} + \text{5} + \text{5} = \bigcirc \\ \hline \end{array}$$

$$\begin{array}{|c|} \hline \text{6} + \text{2} + \text{2} = \bigcirc \\ \hline \end{array}$$

$$\begin{array}{|c|} \hline \text{4} + \text{3} + \text{1} = \bigcirc \\ \hline \end{array}$$

$$\begin{array}{|c|} \hline \text{3} + \text{2} + \text{3} = \bigcirc \\ \hline \end{array}$$

$$\begin{array}{|c|} \hline \text{4} + \text{5} + \text{6} = \bigcirc \\ \hline \end{array}$$


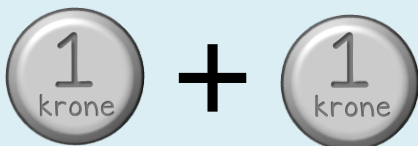
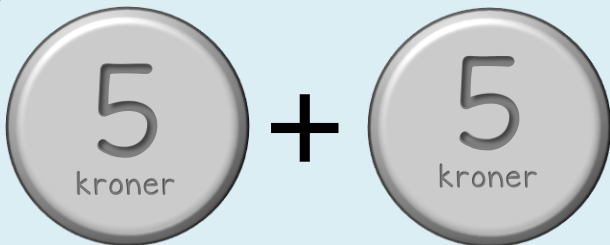
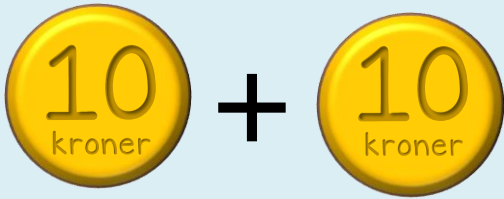
$$\begin{array}{|c|} \hline \text{2} + \text{5} + \text{1} = \bigcirc \\ \hline \end{array}$$

$$\begin{array}{|c|} \hline \text{1} + \text{6} + \text{6} = \bigcirc \\ \hline \end{array}$$

$$\begin{array}{c} \text{1} \\ + \\ \text{2} \\ + \\ \text{3} \\ + \\ \text{4} \\ + \\ \text{5} \\ + \\ \text{6} \\ = \bigcirc \end{array}$$



Veksling

Sæt en streg til den mønt, der giver det samme.




Mønter

Hvor mange kroner har du tilbage, når du har købt din vare?







Mønter

Hvor mange kroner har du i sækken?





Mønter

Hvem kan købe hvad? Sæt streg mellem antallet af kroner og prisen på varen, så det er det samme beløb.








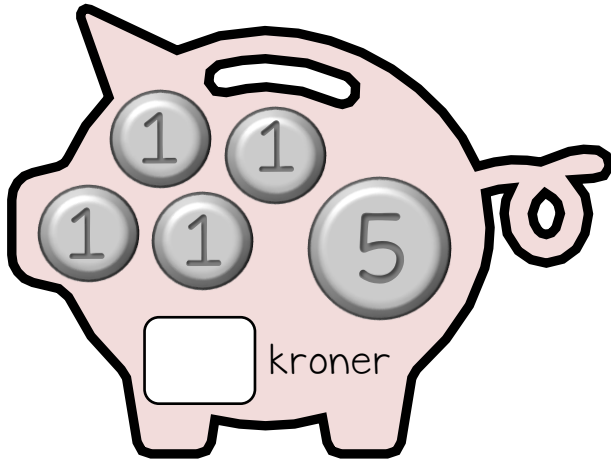

Mønter

Hvor mange penge skal du have tilbage, når du køber disse ting?







Mønter

Hvor mange kroner er der i sparegrisene?



Mønter

Tegn selv mønter, så det passer med beløbet.



Mønter

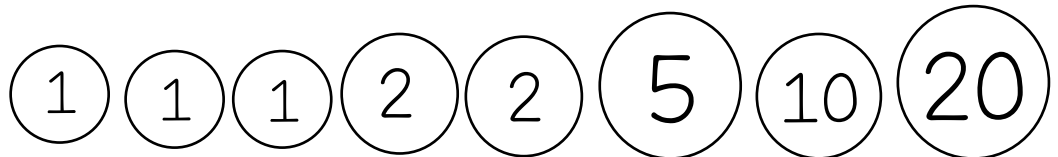
Farv de mønter du skal bruge for at købe varen.



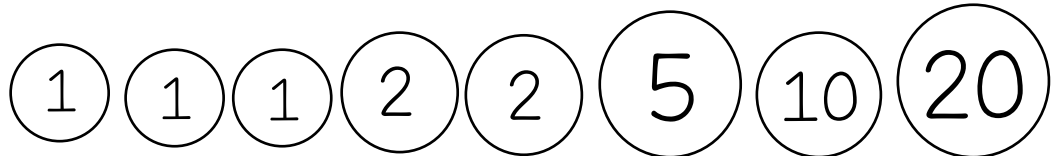
4 kr



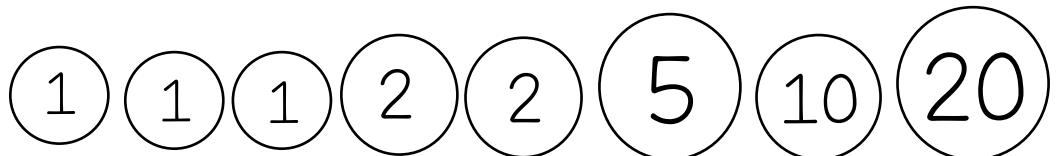
12 kr





23 kr



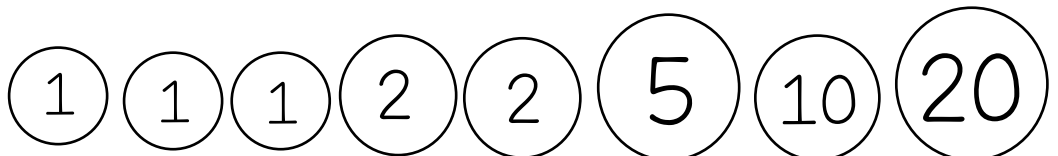
8 kr



17 kr

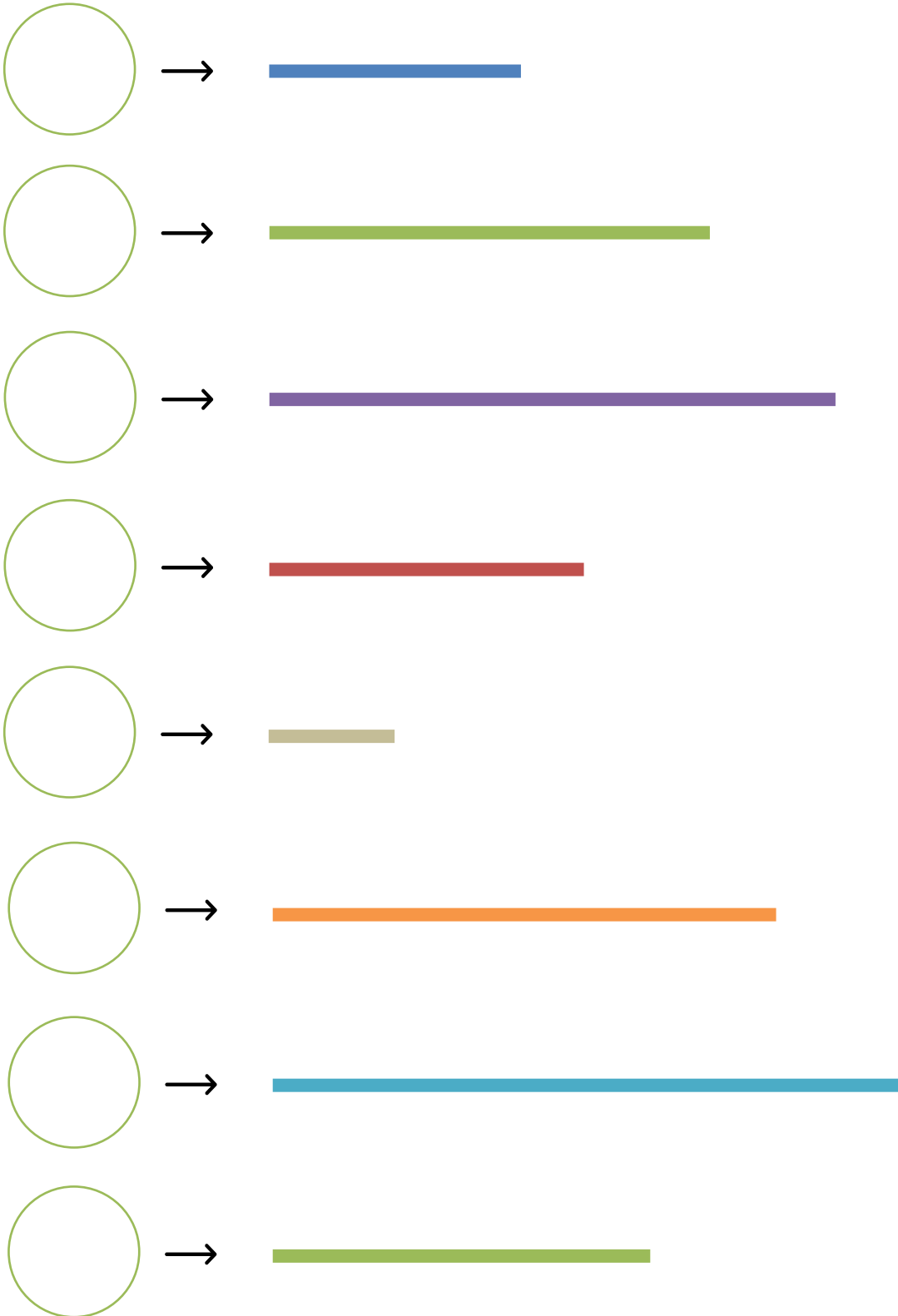


19 kr



Mål

Mål stregerne med din lineal.



→

→

→

→

→

→

→


→

Vægt

Hvad vejer tingene?



4 kilo



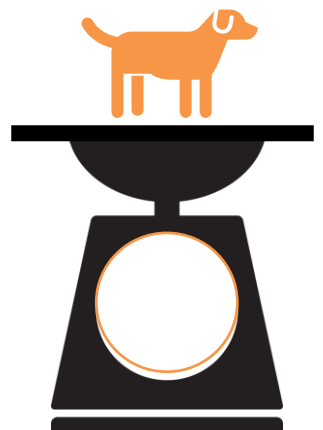





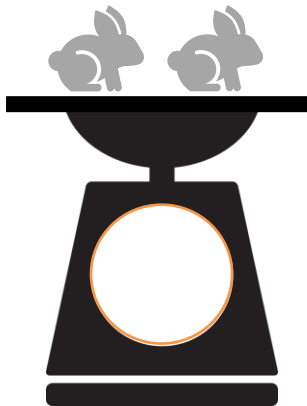

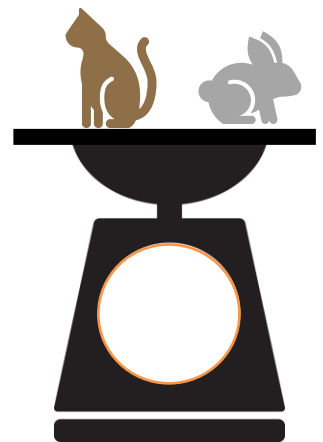
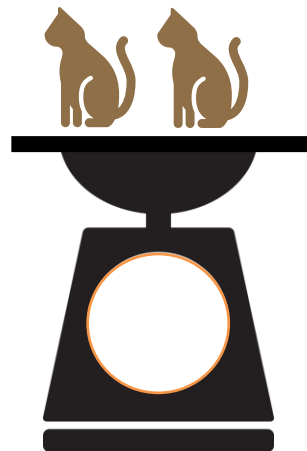
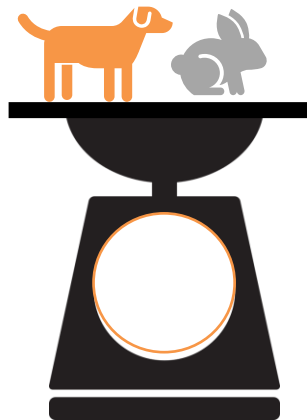
6 kilo



2 kilo

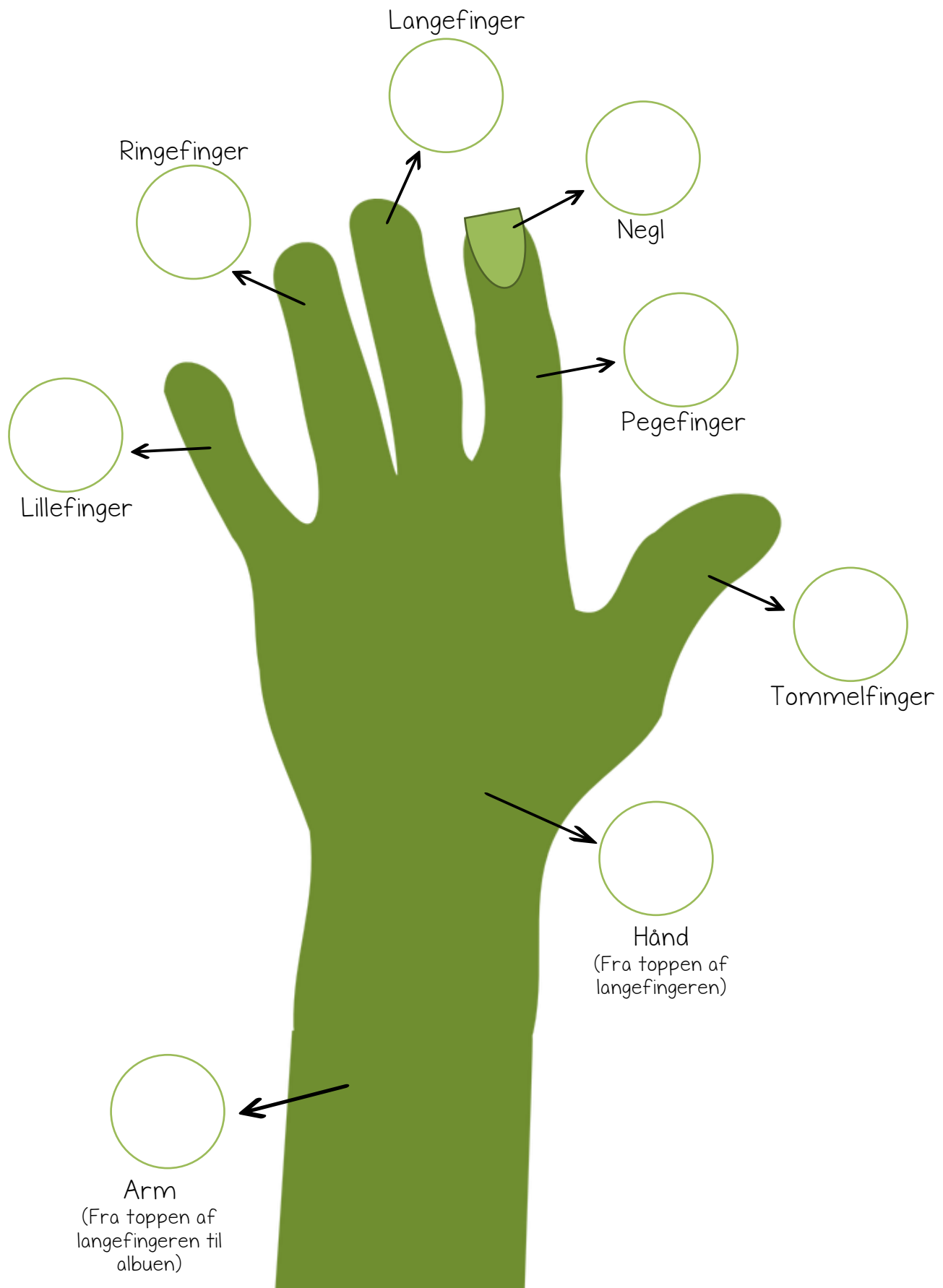


5 kilo



Mål

Mål din egen hånd og fingre



Mål

Mål din egen krop



Højde



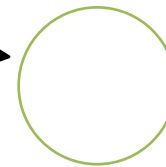
Favn
(Fra fingerspids til fingerspids)



Hoved




Arm




Skulder
(Fra den ene skulder til den anden)



Ben





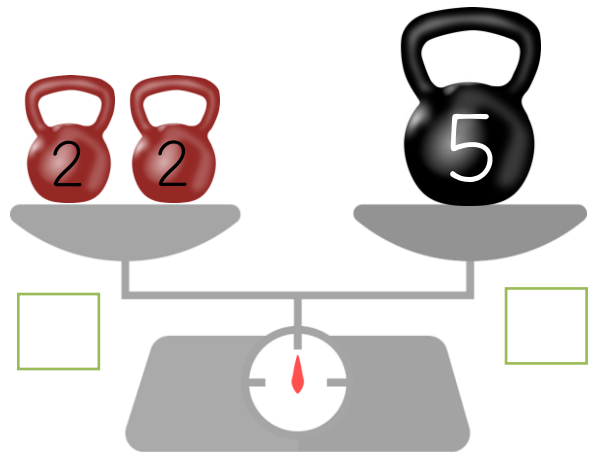



Talje



Fod

Vægt

Hvilken er tungest? Sæt kryds i firkanten, hvor der er mest vægt.



Mål



Mål tingene langs den sorte streg.

